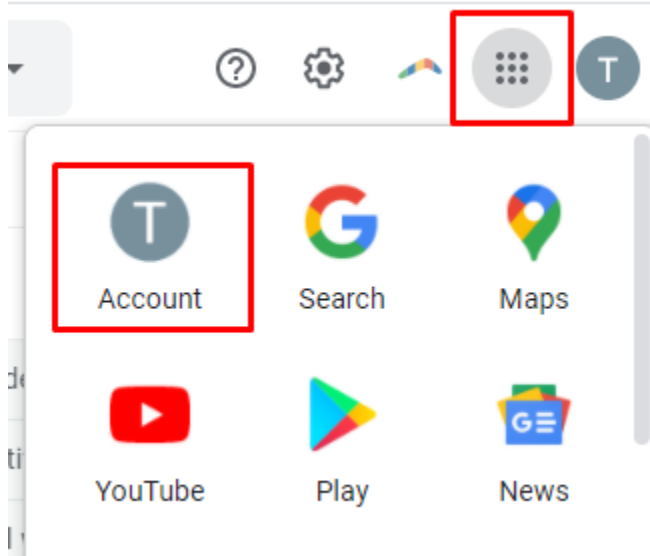
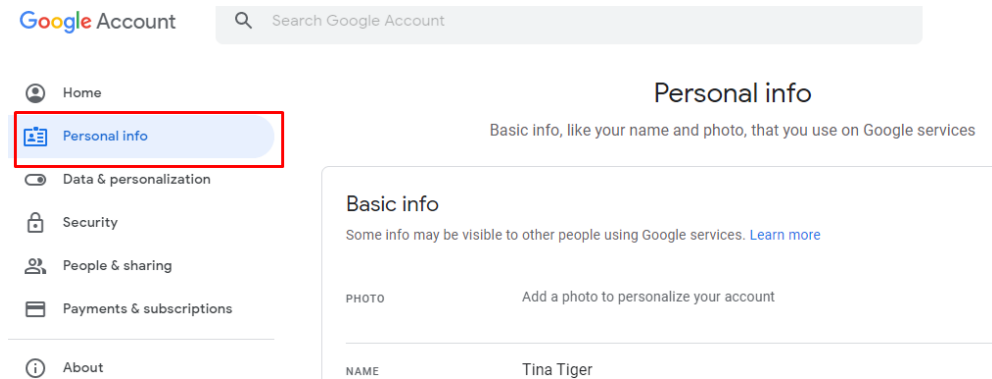


How to set up a recovery email for your IW Gmail

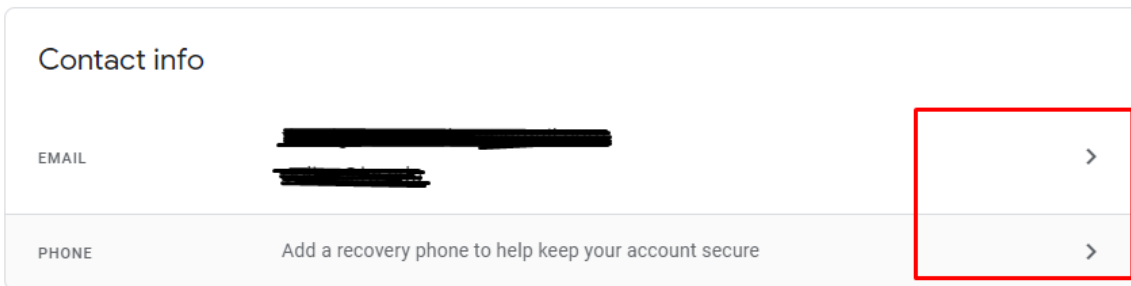
1. Login to your IW Gmail account: <https://mail.google.com/mail/>
2. In the right-hand corner, click the navigation panel, and select 'Account':



3. Click 'Personal info':



4. Scroll to 'Contact info', and click to add a recovery email & phone number:



- In 'Email' click 'Recovery email':

← Email

Manage the email addresses associated with your Google Account. [Learn more](#)

Google Account email

The address used to identify your Google Account to you and others. You can't change this address.

[Redacted email address]

Recovery email

The address where Google can contact you if there's unusual activity in your account or if you get locked out.

[Redacted email address]



- Click back to 'Contact info'. Scroll down to 'Add a recovery phone number', and click add now:

← Phone number



Use your phone number for account recovery, so you can get account security alerts and reset your password if you forget it

[Add now](#)